

# TMW Immobilien Weltfonds

## Open-ended public real estate fund

### Fact Sheet as of May 31<sup>st</sup>, 2012

#### p (=private) class

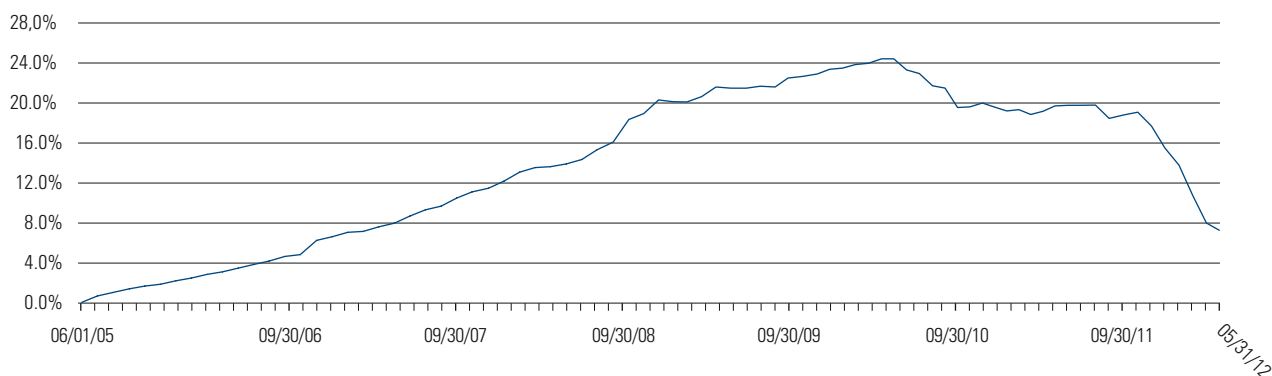
According to paragraph 38 section 1 of the German Investment Act in connection with paragraph 16 section 1 of the General Terms & Conditions, TMW Pramerica Property Investment GmbH has terminated the management of TMW Immobilien Weltfonds to take effect on May 31<sup>st</sup>, 2014. TMW Immobilien Weltfonds is therefore currently in liquidation.

TMW Pramerica Property Investment GmbH  
Wittelsbacherplatz 1, 80333 Munich, Germany  
Fon: + 49 89 286 45-, Fax: + 49 89 286 45-140  
E-mail: [vertrieb@weltfonds.de](mailto:vertrieb@weltfonds.de)  
Internet: [www.weltfonds.de](http://www.weltfonds.de)  
Publication unit price: F.A.Z., Handelsblatt, Welt, Financial Times

#### Fund Data

<b>Name of the fund:</b>	TMW Immobilien Weltfonds
<b>Investment company:</b>	TMW Pramerica Property Investment GmbH
<b>Fund type:</b>	Open-ended public real estate fund
<b>WKN (German security identification number):</b>	A0DJ32
<b>ISIN:</b>	DE 000A0DJ32 8
<b>Investment strategy:</b>	Open-ended public real estate fund, which invests worldwide according to the principles of risk diversification and is considering ecological, economical and social aspects <sup>1</sup>
<b>Fund currency:</b>	Euro
<b>Fund launched on:</b>	June 1 <sup>st</sup> , 2005
<b>Term:</b>	Unlimited <sup>2</sup>
<b>Financial year:</b>	From October 1 <sup>st</sup> to September 30 <sup>th</sup>
<b>Dividend distributions:</b>	Second Wednesday in January and July of each year
<b>Tax-free portion of the distribution on January 11<sup>th</sup>, 2012 about 2.30 EUR:</b>	Approx. 62.80% for one share in private property
<b>Total Expense Ratio (TER)<sup>3</sup>:</b>	1.1%
<b>Fund fees<sup>4</sup>:</b>	
<b>Annual asset management fee:</b>	Up to 1.5% p. a. (currently: 1% p. a.) of the average net asset value of the fund
<b>Incentive fee:</b>	Up to 0.1% p. a. of the net asset value of the fund at the end of the financial year, if the performance of the TMW Immobilien Weltfonds exceeds 6% according to the BVI method
<b>Acquisition, sales, construction, project management fee:</b>	Up to 2% of the purchase price or up to 2% of the building/conversion expenses (construction and construction soft costs, in project developments including property purchase price)
<b>Depository bank fee:</b>	Up to 0.025% p. a. of the net asset value of the fund plus VAT, at least 45,000 EUR plus VAT

#### Performance (BVI method) from June 1<sup>st</sup>, 2005 up to May 31<sup>st</sup>, 2012



1) In view of the liquidation of the separate asset no new investments will be done

2) Separate asset is in liquidation

3) The TER is calculated by dividing the total costs of the fund by the fund's average net asset value within the financial year and is denoted as a percentage as of September 30<sup>th</sup>, 2011. Total costs include asset management fees, depository bank fees and other expenses pursuant to § 13 Abs. 5 BVB and exclude transaction costs.

4) Fees to be paid by the Fund to the investment company and to the depository bank.

The information in this fact sheet was compiled diligently and to the best of our knowledge. However, no liability is accepted for errors or omissions. The official sales prospectus and the annual report are the only legally binding documents for the purchase of fund units. The performance was calculated based on the repurchase price and the re-investment of distributions. Previous performance is no guarantee for future performance. All calculations were done in Euros. Please note this brochure is only for advertising purposes.



# TMW Immobilien Weltfonds

## Assets of the TMW Immobilien Weltfonds as of: May 31<sup>st</sup>, 2012

Totals in this table are displayed in Euros 000's

	Total International	Total
<b>Properties</b> (residential, commercial, mixed-use properties):	487,717	<b>731,537</b>
<b>Properties under construction:</b>	0	<b>0</b>
<b>Undeveloped land:</b>	0	<b>0</b>
<b>Investments in real estate companies:</b>	173,185	<b>173,185</b>
<b>deposits:</b>		<b>105,773</b>
<b>Less funds tied up:</b>		<b>– 101,738</b>
<b>= Liquidity, liquidity ratio: 0.64%</b>		<b>4,035</b>
<b>Other assets:</b>		<b>64,963</b>
<b>Net asset value of the fund at the end of the reporting period:</b>		<b>625,900</b>

## Portfolio Information as of: May 31<sup>st</sup>, 2012

<b>Total property assets</b> (including investments in real estate companies):	1,020,420,457 EUR
<b>Total bank loans:</b>	491,727,725 EUR
<b>Loan to value ratio</b> (based on fair market values):	48.2 %
<b>Investment ratio</b> (gross asset value to net asset value ratio):	178.6 %
<b>Occupancy as of March 31<sup>st</sup>, 2011:</b>	80.8 %

## Issue Price and Repurchase Price as of: May 31<sup>st</sup>, 2012

<b>Issue price:</b>	43.50 EUR
<b>Unit value/repurchase price:</b>	41.43 EUR
<b>Unit profits:</b>	1.07 %
<b>Real estate profits:</b>	– 13.5 %
<b>Interim profits:</b>	0.09 EUR
<b>Net asset value of the fund:</b>	625,900,022.61 EUR
<b>Shares issued:</b>	15,106,111 units

## Performance (BVI method)

<b>Since launch of fund</b> on June 1 <sup>st</sup> , 2005:	7.5 %
<b>Since liquidation</b> on May 31 <sup>st</sup> , 2011:	– 10.2 %
<b>12 months</b> (05/31/2011 – 05/31/2012):	– 10.2 %
<b>6 months</b> (11/30/2011 – 05/31/2012):	– 9.7 %
<b>3 months</b> (02/29/2012 – 05/31/2012):	– 5.6 %
<b>1 month</b> (04/30/2012 – 05/31/2012):	– 0.5 %
<b>Current calendar year</b> (12/31/2011 – 05/31/2012):	– 8.7 %

## Dispositions since dissolution decision on May 31<sup>st</sup>, 2011

Property		Closing	Sales price	Transaction costs	Revenues	Last appraised value
L'Avancée A, Paris	(in m EUR)	10/2011	19.65	1.32	18.33	17.56
112 Street, Edmonton	(in m CAD)	10/2011	49.25	4.52	44.73	46.45
Felix de Amesti, Chile	(in m UF)	02/2012	2.14	0.22	1.92	1.80
85 Fleet Street, Great Britain	(in m GBP)	04/2012	70.00	3.37	66.63	68.09

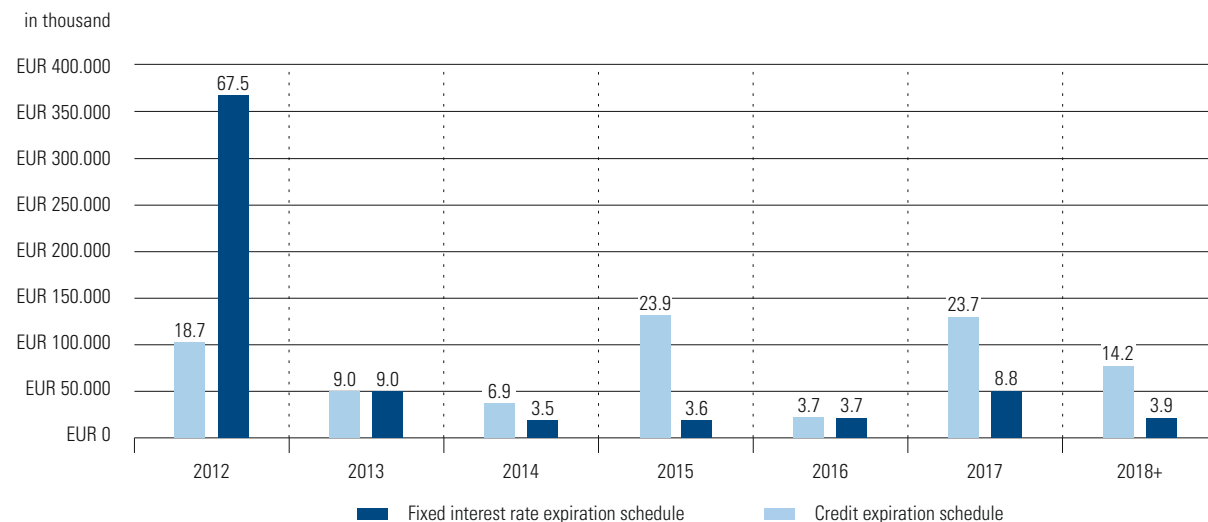
As of June 1, 2011 no disposition fee will be accrued if the sales price of the asset is less than the appraised value of the asset per May 31, 2011.

The information in this fact sheet was compiled diligently and to the best of our knowledge. However, no liability is accepted for errors or omissions. The official sales prospectus and the annual report are the only legally binding documents for the purchase of fund units. The performance was calculated based on the repurchase price and the re-investment of distributions. Previous performance is no guarantee for future performance. All calculations were done in Euros. Please note this brochure is only for advertising purposes.  
\*based on previous month

# TMW Immobilien Weltfonds as of March 31<sup>st</sup>, 2012<sup>1</sup>

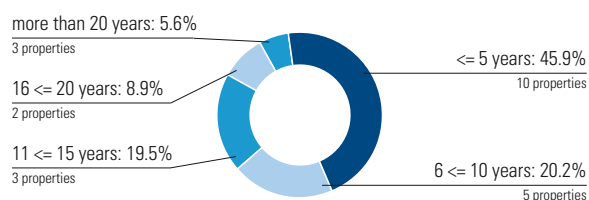
## Fixed interest rate and credit expiration schedule

as percentage of credit volume <sup>2,3</sup>



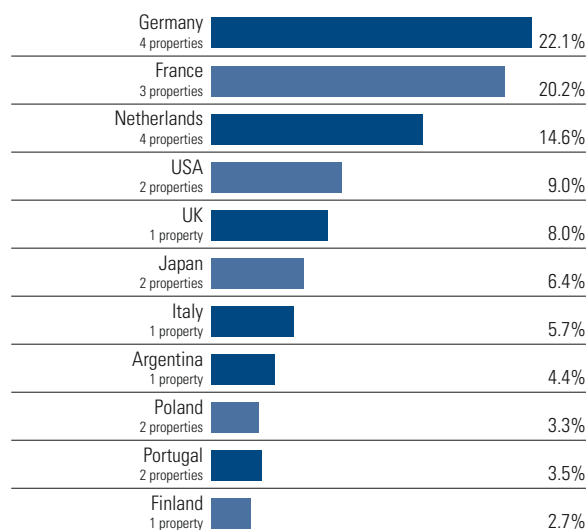
## Commercial Age Structure of Fund Properties

including investments in real estate companies (based on fair market values)



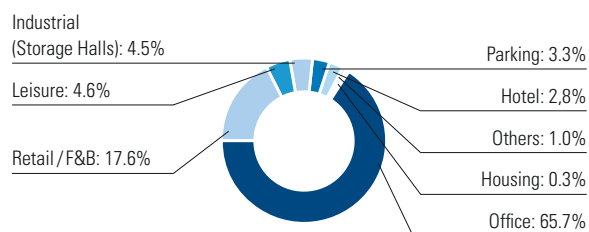
## Country Allocation of Fund Properties

including investments in real estate companies (based on fair market values)<sup>3</sup>



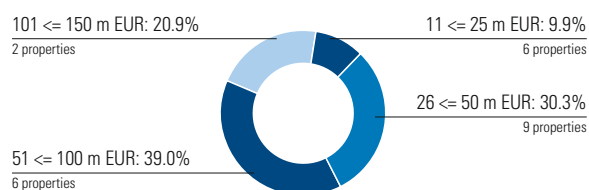
## Sector Allocation of Fund Properties

including investments in real estate companies (based on annual net rental income)



## Asset Size of Fund Properties

including investments in real estate companies (based on fair market values)



1) Charts are updated on a three-month basis. Investments in real estate companies are included based on the pro rata share held by the Fund.

2) Total credit volume 543,539,519 EUR.

3) not 100% due to rounding difference

The information in this fact sheet was compiled diligently and to the best of our knowledge. However, no liability is accepted for errors or omissions. The official sales prospectus and the annual report are the only legally binding documents for the purchase of fund units. The performance was calculated based on the repurchase price and the re-investment of distributions. Previous performance is no guarantee for future performance. All calculations were done in Euros. Please note this brochure is only for advertising purposes.

# TMW Immobilien Weltfonds as of March 31<sup>st</sup>, 2012<sup>1</sup>

## Overview of the top ten tenants

(based on annual net rental income)

Tenant	Property	Branch	Annual net rental income as percentage of the portfolio
1. Orbital Science Corp.	Loudoun (Campus I, II & III), USA	technology and software	8.1
2. Gemeente Rotterdam	Europoint, Netherlands	authorities, organisations and institutions of education	7.9
3. Barneys Japan Co. Ltd.	Yamashita-cho, Japan	retail and consumer products	7.5
4. Raben Polska Sp zoo	Gadki / Grodzisk Mazowiecki, Poland	automotive and transport	6.5
5. Deloitte SE	Crystal Tower, Netherlands	legal and tax advisory	5.9
6. Deutsche Bahn AG	Karlstrasse, Germany	automotive and transport	5.0
7. Fullbrighth & Jaworski	Fleet Street, UK	legal and tax advisory	4.7
8. KPN NV	Kromme Schaft, Netherlands	supplier and telecommunication	4.7
9. Banco Itau	Colonos Plaza, Argentina	credit institutions and financial services	4.3
10. Sol Melià Deutschland	Hotel am Hofgarten, Germany	hotel and gastronomy	3.5

## Industry structure of the top three tenants<sup>2</sup> of all TMW Immobilien Weltfonds properties

Branch	in %
legal and tax advisory	15.1
automotive and transport	14.6
retail and consumer products	14.1
technology and software	12.1
authorities, organizations and institutions of education	9.4
credit institutions and financial services	9.0
media and entertainment	6.9
telecommunication and supply	6.6
other branches	6.5
hotel and gastronomy	5.0
construction (real estate)	1.0

## Roll-over-schedule (based on annual net rental income) Occupancy: 80.8%<sup>3</sup>

unlimited	0.5%
2012	1.6%
2013	5.5%
2014	13.3%
2015	14.4%
2016	8.2%
2017	10.1%
2018	7.1%
2019	4.2%
2020	5.4%
2021	4.9%
2022 +	24.8%

## Information concerning repayments

In the course of the liquidation of the TMW Immobilien Weltfonds, beginning in January 2012 the investors will receive semi-annual repayment installments of any sales proceed amounts over and above amounts required for operating expenses, reimbursements of loans, guarantees or such other expenses which the Fund has to bear.

Please visit our website [www.weltfonds.de](http://www.weltfonds.de) for any further information.

1) Charts are updated on a three-month basis. Investments in real estate companies are included based on the pro rata share held by the Fund.

2) The rental income of the top three tenants (per property) corresponds to 84.8% of the annual net rental income of the TMW Immobilien Weltfonds.

3) Based on annual gross rental income.

The information in this fact sheet was compiled diligently and to the best of our knowledge. However, no liability is accepted for errors or omissions. The official sales prospectus and the annual report are the only legally binding documents for the purchase of fund units. The performance was calculated based on the repurchase price and the re-investment of distributions. Previous performance is no guarantee for future performance. All calculations were done in Euros. Please note this brochure is only for advertising purposes.